

Youth Protection Course Navigation

“Cheat Sheet”

How to:

- **Get In**
- **Get Around**
- **Get Out**



Thank you for your time and dedication to keeping Scouts safe!

Welcome to Boy Scouts of America myScouting Tools

Sign In

Username

Password

Sign In

Create Account

Forgot Password?

Forgot Username?

EXPLORING™
DISCOVER YOUR FUTURE

LEARN MORE 

This site will not work properly if you don't have the latest version of Google Chrome, Mozilla Firefox, Safari and Internet Explorer (v11). Internet Explorer requires compatibility mode be turned off. To learn how to turn off compatibility mode click [here](#).

IMPORTANT - During the rechartering process, unit roster data may not reflect updated information until councils post and update unit's rechartering information in ScoutNET.



New MyScouting mobile app

is available now for both iPhone (iOS 9.0 or greater) and Android (4.4 or greater) devices.

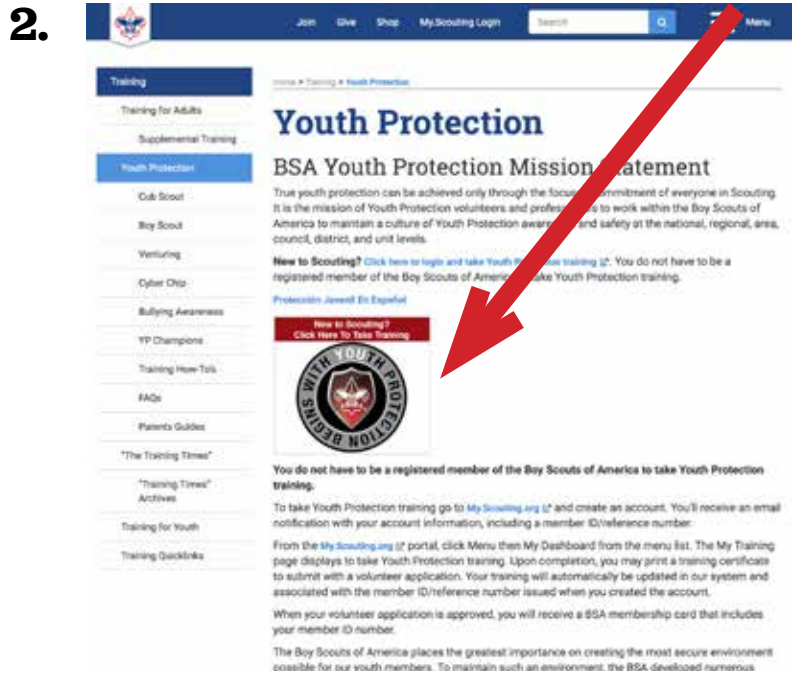


Go to my.scouting.org and login or create an account.

From www.scouting.org follow steps 1->3
 From my.scouting.org go directly to step 3



1. **Click** on the Youth Protection tab in the upper right navigation ...
2. ... After the next page loads, **click** on the logo ...
3. ... And then **click** on the logo again.



**Oh hey, now
we're getting
somewhere.**

**Click on “Take
Course.”**

**(After you complete
the course, come
back to this page and
click the printer icon
to download your
certificate.)**

The screenshot shows the 'my.Scouting' interface. At the top, there's a navigation bar with 'My Dashboard', 'my.Scouting', and a 'Welcome' message. Below this is a 'My Training' section with tabs for 'YPT', 'Training Center', 'Requirements', and 'Completions'. The 'YPT' tab is active, showing 'My Youth Protection Training' with instructions. A status bar indicates 'YPT Status: Expires 91d-2yrs'. The main content area lists training options: 'Youth Protection Training Certification' (with a 'Y01' ID, completion date of 02/15/2018, and expiration of 02/15/2020), 'Venturing Youth Protection Training', and 'Exploring Youth Protection Training'. A 'Take Course' button with a right-pointing arrow is visible next to the first option. A blue arrow points to a printer icon in the top right of the YPT section, and a red arrow points to the 'Take Course' button. The footer contains links for 'Contact', 'Terms and Conditions', and a 'Help Manual' button.

The screenshot shows the 'myScouting' website interface. At the top, there is a navigation bar with 'My Dashboard' on the left, the 'myScouting' logo in the center, and a 'Welcome' message on the right. Below this is a 'My Training' section with tabs for 'YPT', 'Training Center', 'Requirements', and 'Completions'. The 'YPT' tab is active, displaying 'My Youth Protection Training' information. A text block explains that new leaders must complete Youth Protection Training before registration and service. Below this, there are sections for 'YPT Status: Expires 61-90d', 'Youth Protection Training Certification', 'Venturing Youth Protection Training', and 'Exploring Youth Protection Training'. A 'Take Course' button is visible. A prominent pop-up window in the center reads: 'Your pop-up blocker has prevented the system from opening the application. We recommend you modify your browser settings to allow pop-ups from this site to prevent this warning in the future. For instructions, visit <http://www.wikihow.com/Disable-Popup-Blockers>'. The pop-up has an 'OK' button at the bottom. At the bottom of the page, there are links for 'Contact', 'Terms and Conditions', and 'Help Manual'.

**Oh yeah, make sure your
pop-up blocker is off.**

SCOUTING.ORG WELCOME SUPPORT SCOUTING

SCOUTING U
Learn. Challenge. Lead.

GET THE SKILLS TO LEAD AMERICA'S YOUTH

Welcome to the BSA Learn Center David,

BECOME A TRAINED LEADER

Position Trained Requirements for all programs available here: [PDF](#)

In order to begin training, please select a graphic below.

From the learning plans select the [Add Plan](#) button to add courses to your selected plan or plans.

Contact Member Care at MyScouting@scouting.org or by calling 972-580-2489 if you continue to have issues. For the best possible service, be sure to include your user name, member ID, and the learning plan you are calling about.

YOUTH PROTECTION TRAINING

Select logo to launch YPT training

Select Video for YPT Message from the Chief

PROGRAM SPECIFIC TRAINING

Oh, it's our friend, the logo. **Click** on it. **AGAIN.**



You can choose to **watch a video** of Chief Scout Executive, Mike Surbaugh, on the importance of Youth Protection, but it's not part of the YPT Course.

The screenshot shows a dashboard for 'Youth Protection - Y01'. At the top, there are statistics: 2 PLANS, 1 ASSIGNED, 0 INCOMPLETE, 0 PAST DUE, 0 DUE SOON, and 1 COMPLETE. Below these are filters for 'DUE DATE (RECENT TO OLD)' and 'FILTERS (#)'. Two cards are displayed side-by-side. The left card is titled 'Youth Protection Trainin...' and shows 'TYPE Standard...', 'DUE DATE N/A', 'COMPL... February ...', and a '100% COMPLETED' progress bar. The right card is also titled 'Youth Protection Trainin...' and shows 'TYPE Standard...', 'DUE DATE N/A', 'COMPL... N/A', and a '+ Add Plan' button. Green arrows point to the truncated titles of both cards, and a red arrow points to the '+ Add Plan' button.

OK, here we finally go.

Both choices will likely say “+ Add Plan”.

Hover your mouse cursor above the truncated “Youth Protection Trainin...” to bring up a description box to help differentiate between the “mandatory” and “recommended” training. **Click** and choose the one marked “mandatory.”

Youth Protection - Y01 ← BACK

Youth Protection Training - MANDATORY

4 ITEMS 100% COMPLETED 0 ITEMS NOT STARTED 0 ITEMS NOT STARTED

SEQUENCE NUMBER FILTERS (0)

Youth Protection - Y01 - Youth Protection Training - MANDATORY

1	Overview and Policies	DUE DATE N/A	STATUS Completed	OPTIONAL No
		TYPE Course	COMPLETE February 15, D DATE 2018	
2	Sexual Abuse	DUE DATE N/A	STATUS Completed	OPTIONAL No
		TYPE Course	COMPLETE February 15, D DATE 2018	
3	Bullying	DUE DATE N/A	STATUS Completed	OPTIONAL No
		TYPE Course	COMPLETE February 15, D DATE 2018	
4	YPT Certification Test	DUE DATE N/A	STATUS Completed	OPTIONAL No
		TYPE Course	COMPLETE February 15, D DATE 2018	

Details

Almost there. YPT is in four modules. In order to begin, you must click the **course name or the **arrow** on the right for each section. Once you finish with one, begin with the next. Begin at top and work your way down to the test.**

Each section contains unskippable sections. Training takes approx 70-75 minutes if you are paying attention. You can't leave and come back, there are click-prompts to make sure you are chained to your desk. The training may occasionally log you out but it will save the progress you have made.


There is a 25 question test at the end.

Overview and Policies

 **2/15/2018**
COMPLETED DATE

 **100%**
COMPLETED

[Youth Protection - Y01](#) > [Youth Protection Training - MANDATORY](#) > Overview and Policies

 [OPEN COURSE](#)

At the end of this module you should be able to recognize, respond and report the different kinds of abuse experienced by youth. Importantly, you will also know the barriers to abuse and how to utilize them to help create and maintain a safe space for youth.

TYPE Course

COURSE NUMBER SCO_3001

DATE ADDED January 30, 2018
10:58 AM (UTC-
06:00)

PROTOCOL SCORM

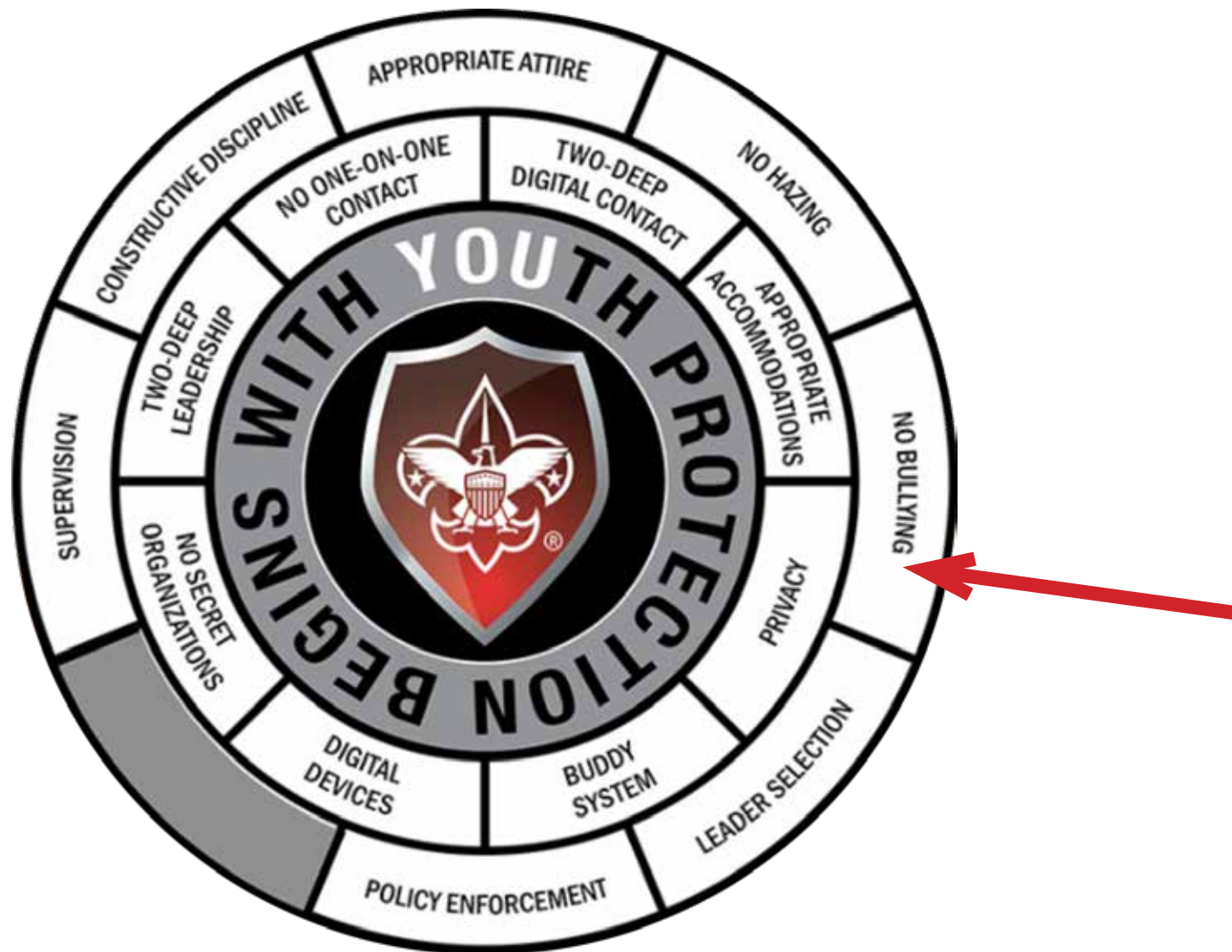
After selecting a module, you must now **click the “Open Course” text.**



A. **B.** **C.** **D.**

Within each module, you can navigate using these buttons.

- A. Pause the training to answer a phone call, see to crying kids, etc.**
- B. Go back to the beginning of the current section of the module for review.**
- C. Start from pause or advance to the next section.**
- D. Click to open or close the module's Table of Contents.**



Within a module, there may be multiple parts you must **click on to hear and see explanations.**

After listening to all of them, a “Continue” button will appear.

After clicking on it, you will be able to move forward in the module.

📄 Youth Protection - Y01 ← BACK

Overview and Policies

📅 2/15/2018 ✅ 100% COMPLETED

🏠 Youth Protection - Y01 > Youth Protection Training - MANDATORY > Overview and Policies ☒ CLOSE COURSE

New Attempt / Course Preview

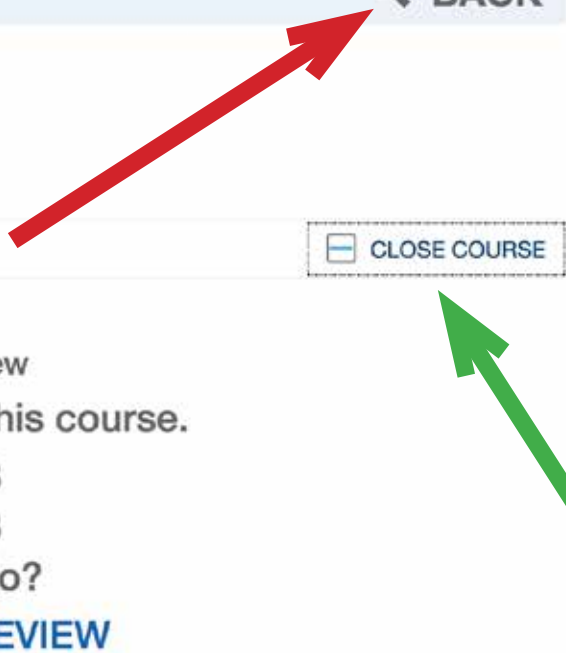
You have previously completed this course.

START DATE 2/15/2018
COMPLETED DATE 2/15/2018

What would you like to do?

[➕ NEW ATTEMPT](#) [👁️ PREVIEW](#)

Closing the course now will not create a new attempt.



When you finish a section, DO NOT hit the navigation mark back. It takes you out of training. Instead, click the text “Close course” and then click the on the name of the next module you want to start.

The screenshot shows the 'My Training' section of the my.Scouting website. At the top, there is a navigation bar with 'My Dashboard', 'my.Scouting', and a 'Welcome' message. Below this is a sub-navigation bar with 'My Training' and tabs for 'YPT', 'Training Center', 'Requirements', and 'Completions'. The main content area is titled 'My Youth Protection Training' and includes instructions: 'Select one of the Youth Protection Trainings below. New leaders are required to take Youth Protection Training prior to registration and before volunteer service with youth begins. To take other BSA trainings, select the Training Center tab. To view and take trainings specific to your position, select the Requirements tab.' A status box indicates 'YPT Status: Expires 91d-2yrs'. Below this, there are three training options: 'Youth Protection Training Certification' (with a 'Take Course' button and a green arrow pointing to a download icon), 'Venturing Youth Protection Training', and 'Exploring Youth Protection Training'. The footer contains links for 'Contact', 'Terms and Conditions', and 'Help Manual'.

**After you have completed the course
(all four modules, including the test),
return to your myscouting page
to **download your certificate.****

Congratulations, you are now finished!